

# think summer

@ ALBUQUERQUE ACADEMY



*Making  
Memories.*  
Shaping Tomorrow.



2026



## Your Guide to Think Summer

*Making Memories.* Shaping Tomorrow.



## Your Guide to Think Summer

Welcome to Albuquerque Academy! At Think Summer we believe the best kind of learning feels a lot like fun! Here, kids are given the tools to build bright, promising futures with curiosity fueling their journeys.


Our summer program strengthens both academic and developmental concepts while inspiring discovery and igniting personal growth. Led by our exceptional teachers and staff, your child will dive into enriching learning and dynamic recreational experiences that keep their minds sharp, their bodies active, their spirits inquisitive, and their hearts full.

Our program offers flexible options for every schedule, with hundreds of unique combinations of individual classes and camps geared for students entering kindergarten through 12th grade. From full days to half days, to single classes, your family has a world of options to enjoy.



**JOIN US** for Think Summer, where kids delight in exciting learning experiences, forge lasting friendships, and create memories they'll treasure forever.





# Table of Contents

Registration Tips & Reminders	3
User Guide	5
Policy Information	8
6-Week Programs	9
Extended Care	10
3-Week Programs	11
Beyond Think Summer	12
Campus Map	15

Think Summer falls under the Think Academy Auxiliary Programs (TAAP) umbrella, along with the Levanta Institute for Music & Creativity, Charger Aquatics, the Racquet Center, and the Vincent Cordova Summer Scholars Program. These programs are all open to the public and many have both adult and student offerings!

**6-Week Program Dates:**

June 8 - July 17, 2026

**3-Week Program Dates:**

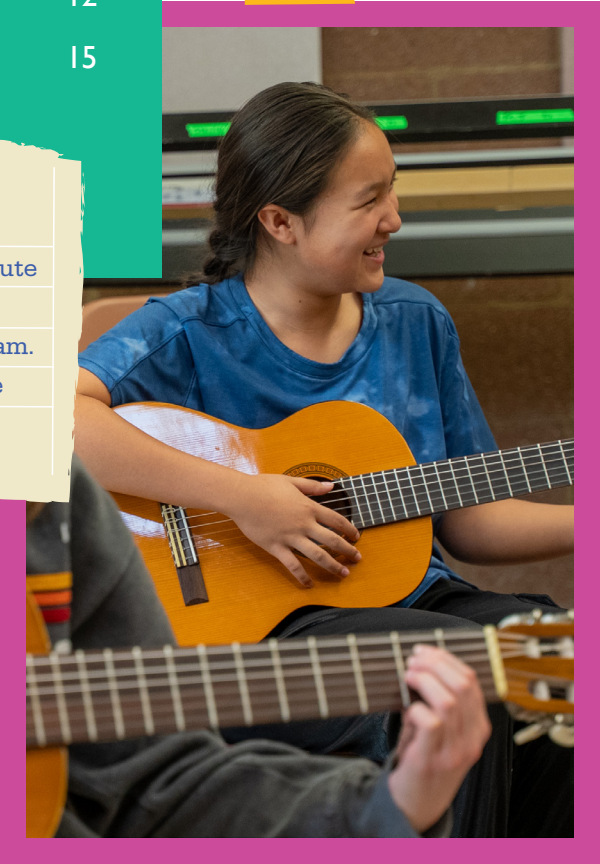
Session 1: June 8 - June 26, 2026

Session 2: June 29 - July 17, 2026

**No camps or classes are scheduled on:**

Juneteenth (June 19)

Independence Day (Observed July 3)





# Registration Tips & Reminders!

Think Summer registration doesn't need to be an intimidating task. Reviewing these quick tips can help you feel prepared when registration opens. One of the best things about building a Think Summer schedule is you can customize it to fit your family's unique needs. Whether your child is here for only one period of the day or all seven, our program features flexible options for almost every schedule.



**Enroll in just one class or build an entire day!**



There are seven 50-minute class periods during the regular Think Summer day, along with two scheduled breaks and some extended-care options. All Think Summer programs assemble Monday-Friday. This diagram shows the daily schedule structure.

### Save the Date!

- Online Registration opens in February 2026!
- More information will be available closer to the time of registration. The registration link will be available on our [webpage](#) and sent to our [mailing list](#) closer to registration time.
- You can preview our program offerings using this [link](#).

We also recommend using our [printable Scheduling Tool](#) at the end of this guide to help craft and organize your child's Think Summer schedule.

CLASS PERIOD	CLASS TIME
<i>Extended Care: A.M. Before Care</i>	<b>7:15 a.m. – 8:00 a.m.</b>
Period 1	8:10 a.m. – 9:00 a.m.
Period 2	9:10 a.m. – 10:00 a.m.
<b>Snack Break</b>	<b>10:00 a.m. – 10:15 a.m.</b>
Period 3	10:15 a.m. – 11:05 a.m.
Period 4	11:15 a.m. – 12:05 p.m.
<b>Lunch Period</b>	<b>12:05 p.m. – 12:40 p.m.</b>
Period 5	12:40 p.m. – 1:30 p.m.
Period 6	1:40 p.m. – 2:30 p.m.
Period 7	2:40 p.m. – 3:30 p.m.
<i>Extended Care: P.M. After Care</i>	<b>3:40 p.m. – 5:30 p.m.</b>



*Vibrant futures start  
with colorful imaginations*

## More Tips & Reminders!

1. Preview the courses on our **registration platform**.
2. Review the Registration User Guide document available on page 5 for step-by-step registration instructions.
3. You may use a desktop or laptop computer to register, as well as a smartphone or tablet.
4. Before you register, have a backup plan. We recommend having first, second, and third camp or class choices in mind, as some of them sell out very quickly.
5. Set aside time on the morning of registration to ensure you start registration as close to the opening time as possible. You will register for camps or classes first, then set up your family's profile before you complete registration and payment.
6. Make sure you select your child's pre-grade level on the left bottom side of the screen and that it is correct in their registration profile. Only options available to your child's pre-grade level will appear for you on the registration site. By selecting your child's pre-grade level in both areas, it ensures efficiency during registration and that your child's spot will be held in the class/camp they are registered in.
7. Take time to fill out your child's forms accurately.
8. Make sure there are no unintended gaps in your child's schedule, as well as no double-booked periods.
9. It is important to register your child in a backup camp or class if they are added to a waitlist. We cannot guarantee students on a waitlist will be moved into the full camp or class.

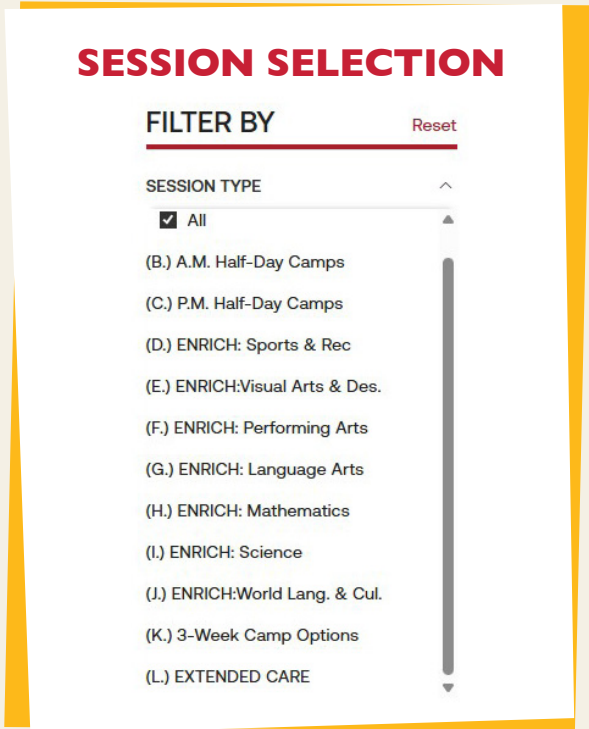
Please understand that Think Summer programming is subject to change. We recommend periodically checking our webpage for any updates on programming. Join our mailing list to receive any updates and be notified directly about potential class additions or cancellations.

Please review the provided resources on our **webpage** to learn more about registration policies and details.

# Online Registration User Guide for Think Summer

## General Notes

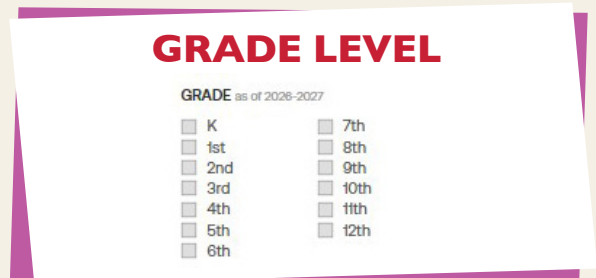
- Registration opens in February.
- Before you register, gather contact names and numbers for authorized pick up list, and a recent digital photo for each student you are registering.
- For registration purposes, Think Summer is divided into **Session Types** due to the registration system's functionality.
  - **Session Types** are the categories of Think Summer programming (i.e., Full-Day Camps, Half-Day Camps, Enrichment Classes [by subject], 3-Week Camps, and Extended Care).
  - These are the **Sessions Types**:



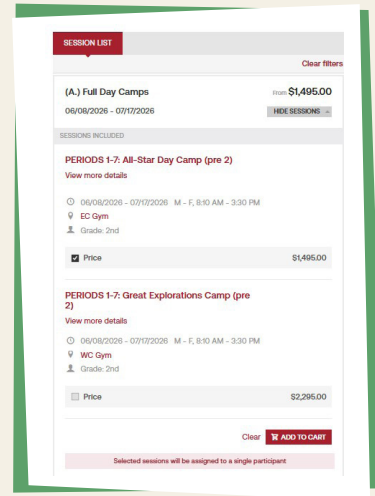
- If you are idle or inactive for 10 minutes or more, the items in your cart will be released back to the public. **As long as you are actively filling out forms or adding sessions, your items will not be removed from your cart.**

## Steps to Register

1. Select the grade level filter for your student. **Important!** Be mindful when filling out this information, especially the grade level. Input the grade level your child(ren) will enter in the 2026/2027 school year after Think Summer. We refer to this as their “pre-grade level.”



2. On **Session Selection** page, first filter the **SESSION TYPE** on the left side of the screen before you choose your desired session under **SESSION LIST**. Click **ADD TO CART** at the bottom of the session options.



**Note:** You can add classes for multiple students at the same time, and you will sort them by student as you complete your registration.

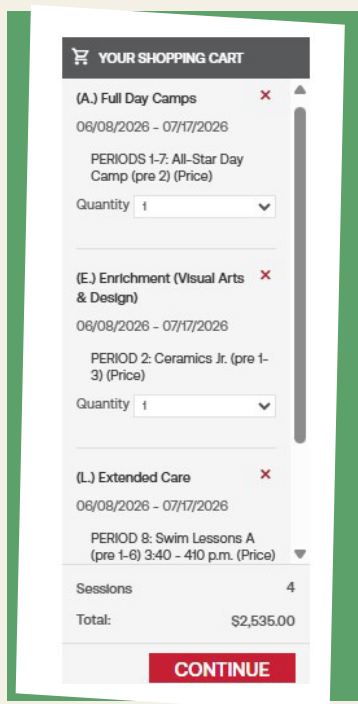
**Session options include:**

- (A.) Full-Day Camps
- (B.) A.M. Half-Day Camps
- (C.) P.M. Half-Day Camps
- (D.) Enrichment: Sports & Recreation
- (E.) Enrichment: Visual Arts & Design
- (F.) Enrichment: Performing Arts
- (G.) Enrichment: Language Arts
- (H.) Enrichment: Mathematics
- (I.) Enrichment: Science
- (J.) Enrichment: World Languages & Cultures
- (K.) 3-Week Options
- (L.) EXTENDED CARE

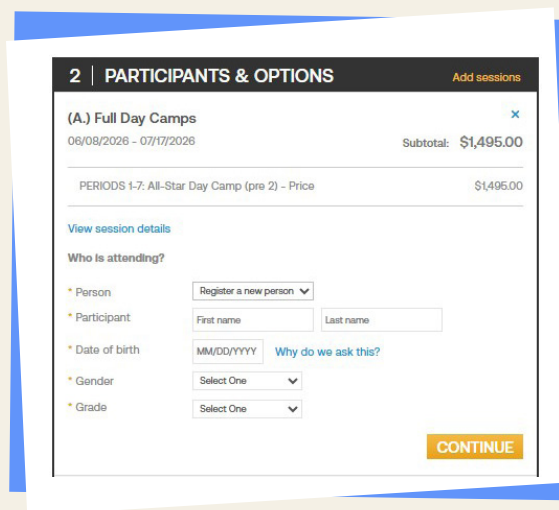
**Note:** For students in pre-grade 1-3 enrichment classes only that stay over lunch, Lunch Bunch (supervised lunch) is required.

3. Review your cart at the right side and click **CONTINUE**.

**Note:** This is a great place to double-check that all you have added to your cart is correct for your student's pre-grade. Do you need extended care?



4. On the Registration Information page, enter your **login email** and **password** to log into your registration system account.  
**Note:** If you don't have an account yet, you need to consent to the pop-up message to continue, and you will be asked to create an account.
5. Under **STUDENTS & OPTIONS**, enter Name, DOB, and Gender information of student(s) who will attend Think Summer.



**Note:** When you are registering for minors, enter their name instead of yours. Ensure the required checkbox "You are this person's parent or legal guardian" is ticked.

6. Here you can still modify your cart by clicking **Add Sessions** or **Remove**.
7. Continue to fill out **REGISTRATION FORMS** with your participant information. Sign waivers.



**Note:** All required sections must be filled out. Missing information will be marked with a red asterisk (\*).

**Note:** Be sure to add anyone to the Authorized Pickup List who may be picking up your child(ren) from Think Summer. Our attendance office staff will only release students to the parents/guardians of the household or people on the **Authorized Pick-Up List**.

## AUTHORIZATION

List AUTHORIZED PICKUP information here for your student (full names separated by a comma).

DO NOT list Parent/Guardian names.

8. Review order details on Checkout page.

## CHECK OUT

Check out	
<b>Order review</b>	+ Add another registration
ITEMS	TOTAL
<b>PERIODS 1-7: All-Star Day Camp (pre 2) - Price</b>	<b>\$1,495.00</b>
06/08/2026 - 07/07/2026   M - F 8:10 AM - 3:30 PM EC Gym Peter Smith	
<b>PERIOD 2: Ceramics Jr. (pre 1-3) - Price</b>	<b>\$340.00</b>
06/08/2026 - 07/07/2026   M - F 9:10 AM - 10:00 AM Visual Arts Building Peter Smith	
<b>PERIOD 8: Swim Lessons A (pre 1-6) 3:40 - 4:10 p.m. - Price</b>	<b>\$490.00</b>
06/08/2026 - 07/07/2026   M - F 3:40 PM - 4:10 PM Natastronum Peter Smith	
<b>PERIOD 8: Fishbowl (pre 1-6) 3:40 - 5:30 p.m. - Price</b>	<b>\$210.00</b>
06/08/2026 - 07/07/2026   M - F 3:40 PM - 5:30 PM WCCH Peter Smith	
<b>PERIOD 0: A.M. Club (pre 1-9) - Price</b>	<b>\$195.00</b>
06/08/2026 - 07/07/2026   M - F 7:15 AM - 8:00 AM Lubbock Multipurpose Center JD Smith	
<b>PERIOD 8: P.M. Club (pre 4-6) 3:40 - 5:30 p.m. - Price</b>	<b>\$495.00</b>
06/08/2026 - 07/07/2026   M - F 3:40 PM - 5:30 PM WCCH JD Smith	

**Note:** If you need to add an additional child, you can click **+ Add Another Registration** to go back to Session Selection page to select more sessions into your cart.

9. Under **PAYMENT OPTIONS** you must pay in full.

**Note:** If a credit balance is available on your online account, an option will appear for you to use credit balance as a payment for this transaction.

10. Click **Complete** to submit registration.

**Note:** After registration is completed, the registration system will then send you a confirmation email with your camp dates and important camp information and an order receipt with your order and payment information.

**Note:** Log back in to view your completed registration and upload a recent **Student Photo** using the **Online Account Link** that is located at the bottom of your confirmation email. **Student Photos** are used for safety of your student.

11. After registration, you can view your receipt with Albuquerque Academy/Think Summer's Tax Number at any time by logging into your account. You can adjust addresses, phone numbers and Authorized Pickup there as well.





# Policy Information

Keep in mind this is only a snippet of some important Think Summer policies. Please review the [Student/Parent Handbook](#) available on our webpage for the entire scope of Think Summer policies and expectations.



**No-Gap Policy**

A “gap” (i.e., an empty class period) in a student’s schedule while the student is on campus is not permitted. All students must be registered in supervised, consecutive camps or classes while they are on campus.

**Grade-Level Policy**

Students must be registered at the correct “pre-grade level” (i.e., the grade level they will be entering in the fall of 2026). Students are only permitted to register for a camp or class if their pre-grade level adheres to the pre-grade level requirement defined in the camp or class listing.

**Lunch Policy**

If they are on campus during the lunch period, students in pre-grade levels K-3 must be registered in a supervised lunch program (i.e., Lunch Bunch, a Full-Day Camp, or a P.M. Half-Day Camp). Students in pre-grade levels 4 and up may eat anywhere on campus during the lunch period IF they are not enrolled in a program that includes a supervised lunch (i.e., a Full-Day Camp or P.M. Half-Day Camps).



## Questions?

Take a look at our [Frequently Asked Questions](#) to see if we have an answer for you right away. You can also contact the Think Summer office at **505.858.8811** or [summer\\_mail@aa.edu](mailto:summer_mail@aa.edu).

# 6-Week Summer Programs



Make it Easy!

Use our printable

Scheduling Tool to help

craft and organize your child's

Think Summer

schedule!

**June 8 - July 17, 2026**

**Full-Day Camps**

**Half-Day Camps**

**Enrichment Classes**

**Extended Care**

**No camps or classes  
are scheduled on:**

Juneteenth (June 19)

Independence Day

Observed (July 3)

## Half-Day Camps

- A.M. Half-Day Camps run from 8:10 a.m. - 12:05 p.m. daily. Lunch period supervision is NOT included in A.M. Half-Day Camps.
- P.M. Half-Day Camps run from 12:05 - 3:30 p.m. daily. Lunch period supervision is included in P.M. Half-Day Camps. Campers must eat with their assigned group and bring their own packed lunch. They are not permitted to purchase lunch from the Dining Hall.
- Campers are supervised by trained high school and college student counselors under the close guidance of Camp Directors.
- Camp groups are separated by pre-grade level with an appropriate staff-to-camper ratio.
- As a safety measure, attendance is taken periodically throughout the day.

## Full-Day Camps

- All Full-Day Camps run from 8:10 a.m. - 3:30 p.m. daily.
- The lunch period is supervised in Full-Day Camps. Campers must eat with their assigned group and bring their own packed lunch. They are not permitted to purchase lunch from the Dining Hall.
- Campers are supervised by trained high school and college student counselors under the close guidance of Camp Directors.
- Camp groups are separated by pre-grade level with an appropriate staff-to-camper ratio.
- As a safety measure, attendance is taken periodically throughout the day.

## Enrichment Courses

- Most enrichment classes are 50 minutes long (i.e., one class period long), although there are several that are block periods and run through two or more class periods. Please be mindful of block periods when planning your child's schedule.
- Schedule gaps are not permitted in a student's schedule. All classes must be consecutive. Please read the No-Gap Policy on page 8 or in the [Student/Parent Handbook](#).
- Lunch operates differently for students in enrichment classes. Please read the Lunch Policy on page 8 or in the [Student/Parent Handbook](#).
- Students are supervised by trained high school and college teaching assistants and experienced faculty members.
- As a safety measure, attendance is taken at the beginning of each class period.



# Extended Care

## Extended Care General Guidelines

- Because we must staff appropriately for Extended Care programs, we do not allow drop-ins.
- Before Care programs run from 7:15 - 8:00 a.m. You may not drop off your child prior to 7:15 a.m.
- After Care programs run from 3:40 - 5:30 p.m. Late pickup fees may apply if a student is picked up more than 10 minutes after 5:30 p.m.
- If your student is not picked up within 10 minutes after their program ends more than three times, they may be enrolled in an appropriate extended care program, and you will be charged. See additional details in the [Student/Parent Handbook](#).
- Parents or guardians must sign out students from after care programs in person. Only parents or guardians who are on their child's authorized pickup list will be permitted to sign out their child.
- Mind the Gap classes are available for students with unavoidable schedule gaps during their time on campus. Please adhere to the No-Gap Policy on page 8.
- Lunch Bunch is a supervised lunch group for students in pre-grades 1-3 who are not registered for a program that already has an included supervised lunch period. Please adhere to the Lunch Policy on page 8.
- Fishbowl is an After Care program designed ONLY for students who are also enrolled in Swim Lessons A or B.
- Students are supervised by trained high school and college student counselors and faculty.
- As a safety measure, attendance is taken at the beginning of each program.



Use our printable [Scheduling Tool](#) to help craft and organize your child's schedule.

*Bright young minds lighting up the world*



*A treasure trove of new friendships*



# 3-Week Summer Programs

## HALF-DAY CAMPS AND EXTENDED CARE

- See page 9 for Half-Day Camp information.
- See page 10 for Extended Care General Guidelines
  - 3-Week Extended Care options are limited.



### SESSION 1

Weeks 1-3  
June 8-June 26, 2026

### SESSION 2

Weeks 4-6  
June 29 -July 17, 2026

**No camps or classes are scheduled on:**  
Juneteenth (June 19)  
Independence Day  
Observed (July 3)



## Questions?

Take a look at our [Frequently Asked Questions](#) to see if we have an answer for you right away! You can also contact the Think Summer office at 505.858.8811 or [summer\\_mail@aa.edu](mailto:summer_mail@aa.edu).



Use our [printable Scheduling Tool](#) to help craft and organize your child's schedule.



## Beyond Think Summer

Albuquerque Academy has many public programs for students and adults. Learn more about other Think Academy Auxiliary Programs (TAAP) below.



### Racquet Center

Offered as part of the Academy's ongoing commitment to providing service and outreach to its students and the community at large, the Racquet Center encompasses a comprehensive tennis program in a beautiful, newly refreshed facility that includes fourteen tennis courts and eight dedicated pickleball courts. The Racquet Center is a USTA member organization. It provides year-round recreational and competitive racquet sports programming, offering exceptional athlete-centered coaching and instruction focused on the fundamentals of athletic, technical, and tactical elements of learning racquet sports for all ages and abilities. Learn more about the Racquet Center at [www.aa.edu/racquet-center](http://www.aa.edu/racquet-center).



### Charger Aquatics

Charger Aquatics (CAQ) is a USA-Swimming, year-round competitive swim team that offers top-notch professional coaching and technique instruction for all ages and abilities. Programs include age group swimming as well as an adult masters program. The competitive team group structures range from introductory to highly competitive. The goal is to provide every swimmer with an opportunity to improve their swimming skills, develop a life-long love for the sport, and achieve success at the highest level possible. Practices are structured in a positive, well-maintained environment that fosters not only great swimmers, but also great individuals. The coaching staff at Charger Aquatics has experience coaching swimmers at all levels, from novice through high school, and onto Olympic Trials. Learn more about Charger Aquatics at [www.aa.edu/charger-aquatics](http://www.aa.edu/charger-aquatics).



### Levanta Institute for Music and Creativity

Levanta Institute for Music and Creativity is an Albuquerque Academy public program – open to all – that encourages creative experience and expression in every stage of life. Through performing and visual arts classes and workshops, performance opportunities, concerts, and other creative presentations, youth and adults alike can discover and develop their creativity in a welcoming environment that values personal reflection and artistic action. Learn more about Levanta Institute and upcoming performances and classes at [www.aa.edu/levanta](http://www.aa.edu/levanta).

### Vincent Cordova Summer Scholars

The Vincent Cordova Summer Scholars Program, formerly the Multicultural Summer Honors Program, offers a six-week, five-period, full-scholarship experience that combines academic enrichment, creative arts, experiential education, and community building. This program fosters a joy of learning through creativity and an appreciation for diverse cultures. Students immerse themselves in the Albuquerque Academy experience with academically challenging courses designed to encourage critical thinking and problem-solving – hallmarks of what makes the Academy a nationally renowned institution. Talented and motivated current 4th-grade students from all cultural backgrounds are encouraged to apply. Visit [www.aa.edu/vcss](http://www.aa.edu/vcss) to learn more.



## Albuquerque Academy Admission & Enrollment Grades 6 - 12

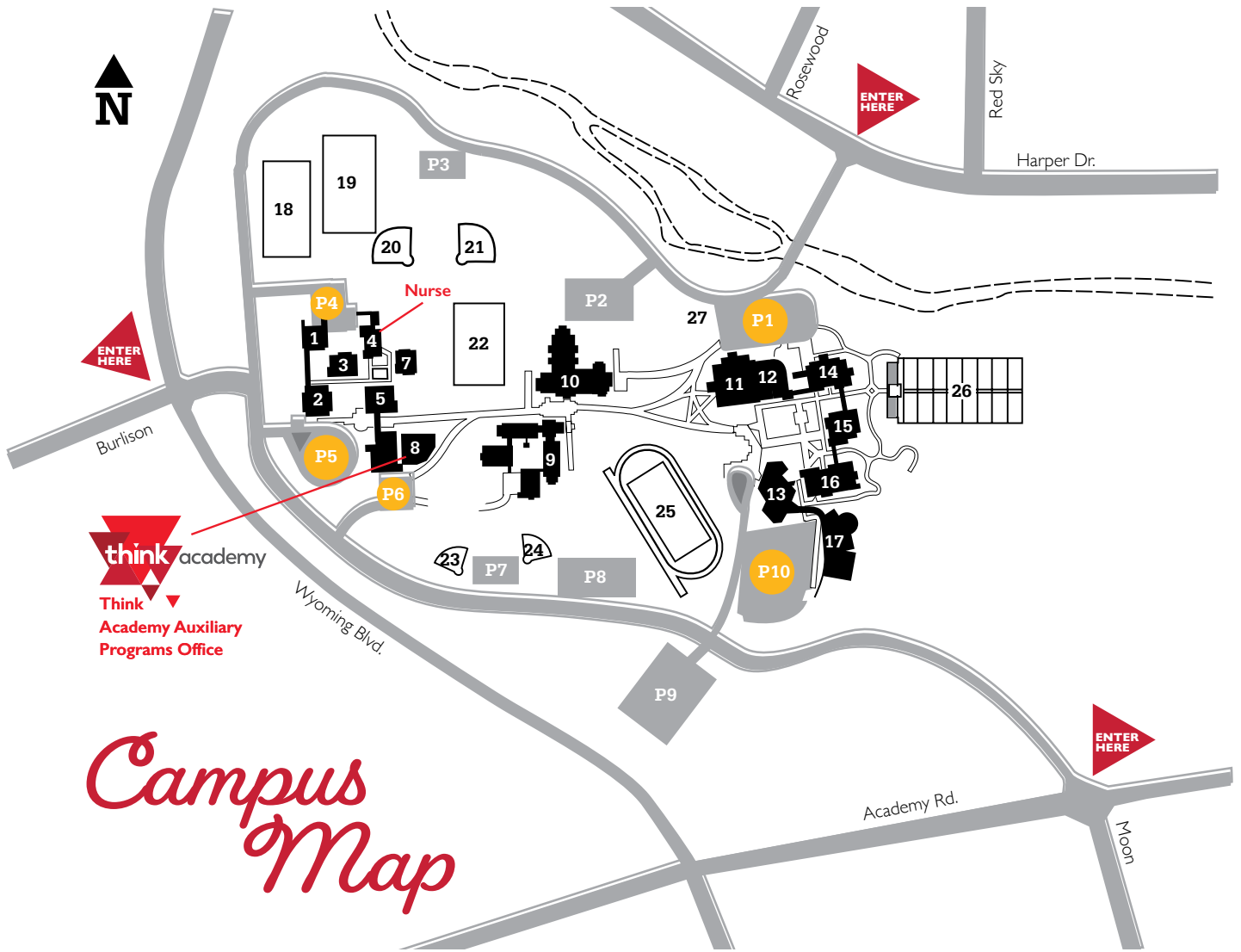
Exploration inspires us. It guides us. It changes us. Albuquerque Academy offers more than a rigorous, college-prep education. Here, students will find a welcoming environment that supports them as they explore their independence, engage in challenges that lead to discovery, and participate in activities that nurture their minds and spirit. At the Academy, students feel a strong sense of belonging where they can find their voice to be future leaders and changemakers who excel both locally and globally.

Albuquerque Academy is a Grades 6 - 12 school community that encourages kids to explore what's possible. Learn more about Albuquerque Academy and how to apply at [www.aa.edu](http://www.aa.edu).



*Discover the depths  
of your abilities*





# Campus Map

### West Campus Middle School

1. Visual Arts Building (Vs)
2. Labs/Multipurpose Center (40s)
3. Sixth Grade Building (60s)
4. West Dining Hall (WCDH)
5. 6-7 Administration Building (80s)
6. West Gymnasium (WC Gym)
7. Seventh Grade Building (70s)
8. Natatorium (Pool), Charger Swim and Pro Shop, and Think Academy Auxiliary Programs Office (Ns)

### Central Campus

9. Science Building (Ss)
10. Simms Library, Albuquerque Academy Admission Office, and Bookstore (Ls)

### East Campus Upper School

11. East Gymnasium (EC Gym)
12. East Dining Hall (ECDH)
13. Simms Center for the Performing Arts (Simms/Dance/Little Theater)

### 14. McKinnon Hall (MKs)

15. Administration (EC Admin)
16. Brown Hall (BHs)
17. Music Building (Ms)

### Athletic Fields

18. Overflow Parking Lot
19. Middle Soccer Field
20. JV Baseball Field
21. Marburger Baseball Field
22. Upper Soccer Field
23. Varsity Softball Field
24. JV Softball Field
25. Richard A. Harper Memorial Field
26. Tennis Courts
27. Variety Sports Field (EC Gym Field)

### Parking

P1 through P10

### PARKING | Main Pickup & Drop-Off Locations

- P1** East Campus – North Lot  
Enter / Exit Harper Gate
- P4** West Campus – Visual Arts Lot  
Enter / Exit Burlison Wyoming Gate
- P5** West Campus – Middle School Lot  
Enter / Exit Burlison Wyoming Gate
- P6** West Campus – Natatorium Lot  
Enter / Exit Burlison Wyoming Gate
- P10** East Campus – South Simms Lot  
Enter / Exit Academy & Moon Gate

\* Information in parentheses refers to program locations.

*Planting seeds to  
cultivate curious minds*

## Questions?

Take a look at the **Frequently Asked Questions** document on our webpage to see if we have an answer for you right away!

You can also contact the Think Summer office at **505.858.8811** or [summer\\_mail@aa.edu](mailto:summer_mail@aa.edu).



## Keep in Touch!

Follow Think Summer on  
**Instagram** and **Facebook!**



6400 Wyoming Blvd NE / Albuquerque, New Mexico 87109

[aa.edu/thinksummer](http://aa.edu/thinksummer)